

Format of holding of specified securities1. Name of Listed Entity: **JMD ALLOYS LTD.**

2. Scrip Code/Name of Scrip/Class of Security:

a.	Scrip Code :	CSE
b.	Name of Scrip:	20065
c.	Class of Security:	JMD Alloys Limited Equity

3. Share Holding Pattern Filed under : Reg. 31(1)(a)/Reg. 31(1)(b)/Reg. 31(1)(c)

a.	If under 31 (1)(b) then indicate the report for Quarter ending	31st March, 2016
b.	If under 31(1)(c) then indicate date of allotment/extinguishment	N.A.

4. Declaration : The Listed entity is required to submit the following declaration to the extent of submission of information:-

	Particulars	Yes	No
1	Whether the Listed Entity has issued any partly paid up shares?		✓
2	Whether the Listed Entity has issued any Convertible Securities or Warrants?		✓
3	Whether the Listed Entity has any shares against which depository receipts are issued?		✓
4	Whether the Listed Entity has any shares in Locked-in?		✓
5	Whether any shares held by promoters are pledge or otherwise encumbered?		✓



5. The tabular format for disclosure of holding of specified securities is as follows:-

Table I - Summary Statement holding of specified securities as on 31st March, 2016

Cate gory (I)	Category of shareholde r (II)	Nos. of sharehol ders (III)	No. of fully paid up equity shares held (IV)	No.of Partly paid- up equity shares held (V)	No. of shares underlying Depository Receipts (VI)	Total nos.shares held (VII)=(IV)+ (V)+(VI)	Shareholdin g as a % of total no. of shares (calculated as per SCRR, 1957) (VIII) As a % of (A+B+C2)	Number of Voting Rights held in each class of securities (IX)			No of shares Underlyin g outstandin g convertibl e securities (including Warrants) (X)	Shareholding as a % assuming full conversion of convertible securities (as a prcentage of diluted share capital) (XI)=(VII)+(X) As a % of (A+B+C2)	Number of Locked in shares (XII)		Number of shares pledged or otherwise encumbered (XIII)		Number of equity shares held in demateria lized form (XIV)	
								No of Voting Rights		Total as a % of (A+B+C)			No. (a)	As a % of total shares held (b)	No. (a)	As a % of total shares held (b)		
								Class: Equity	Total									
(A)	Promoter & Promoter group	7	197460	-	-	197460	2.03	-	-	-	-	-	-	-	-	-	-	-
(B)	Public	1355	9551240	-	-	9551240	97.97	-	-	-	-	-	-	-	-	-	-	-
(C)	Non Promoter - Non Public	-	-	-	-	-	-	-	-	-	-	-	-	-	-	-	-	-
(C1)	Shares underlying DRs	-	-	-	-	-	-	-	-	-	-	-	-	-	-	-	-	-
(C2)	Shares held by Employee Trusts	-	-	-	-	-	-	-	-	-	-	-	-	-	-	-	-	-
	Total	1362	9748700	-	-	9748700	100.00	0	0	0.00	-	-	-	-	-	-	-	0




Table II - Statement Showing shareholding pattern of the Promoter and Promoter Group as on 31st March, 2016

(1)	Category & Name of the Shareholders (I)	PAN (II)	Nos. of shareholders (III)	No. of fully paid up equity shares held (IV)	Partly paid-up equity shares held (V)	Nos. of shares underlying Depository Receipts (VI)	Total nos. shares held (VII)=(IV)+(V)+(VI)	Shareholding % calculated as per SCRR, 1957) As a % of (A+B+C2) (VIII)	Number of Voting Rights held in each class of securities (IX)			No of shares Underlying outstanding convertible securities (including Warrants) (X)	Shareholding as a % assuming full conversion of convertible securities (as a percentage of diluted share capital) (XI)=(VII)+(X) As a % of A+B+C2)	Number of Locked in shares (XII)		Number of shares pledged or otherwise encumbered (XIII)		Number of equity shares held in dematerialized form (XIV)	
									No of Voting Rights		Total as a % of Total Voting rights			No. (a)	As a % of total shares held (b)	No. (a)	As a % of total shares held (b)		
									Class: Equity	Total									
(1)	Indian																		
(a)	Individuals/Hindu undivided Family		7	197460	-	-	197460	2.03					-	-	-	-	-	-	
	Promoter:																		
	RAJESH KUMAR GUPTA		1	1000	-	-	1000	0.01					-	-	-	-	-	-	
	DASRATH KUMAR GUPTA		1	130200	-	-	130200	1.34					-	-	-	-	-	-	
	ASHOK KUMAR		1	1610	-	-	1610	0.02					-	-	-	-	-	-	
	S.P.SHARMA		1	51200	-	-	51200	0.53					-	-	-	-	-	-	
	VEENA KANODIA		1	1350	-	-	1350	0.01					-	-	-	-	-	-	
	VIJAY AGARWAL		1	12000	-	-	12000	0.12					-	-	-	-	-	-	
	ARVIND KUMAR		1	100	-	-	100	0.00					-	-	-	-	-	-	
													-	-	-	-	-	-	
(b)	Central Government/State Government(s)	-	-	-	-	-	-	-	-	-	-	-	-	-	-	-	-	-	
(c)	Financial Institutions/Banks	-	-	-	-	-	-	-	-	-	-	-	-	-	-	-	-	-	
(d)	Any Other (specify):																		
	Bodies Corporate												-	-	-	-	-	-	
	Persons Acting in Concert												-	-	-	-	-	-	
													-	-	-	-	-	-	
	Sub Total (A)(1)		7	197460	-	-	197460	2.03					-	-	-	-	-	-	
(2)	Foreign																		
(a)	Individuals (Non-Resident Individuals/Foreign Individuals)		-	-	-	-	-	-	-	-	-	-	-	-	-	-	-	-	
(b)	Government		-	-	-	-	-	-	-	-	-	-	-	-	-	-	-	-	
(c)	Institutions		-	-	-	-	-	-	-	-	-	-	-	-	-	-	-	-	
(d)	Foreign Portfolio Investor		-	-	-	-	-	-	-	-	-	-	-	-	-	-	-	-	
(e)	Any Other (specify)		-	-	-	-	-	-	-	-	-	-	-	-	-	-	-	-	
	Sub Total (A)(2)		-	-	-	-	-	-	-	-	-	-	-	-	-	-	-	-	
	Total Shareholding of Promoter and Promoter Group (A)=(A)(1)+(A)(2)		7	197460	-	-	197460	2.03	-	-	-	-	-	-	-	-	-	-	
Details of Shares which remain unclaimed may be given hear along with details such as number of shareholders, outstanding shares held in demat/unclaimed suspense account, voting rights which are frozen etc. :																			NONE
Notes:																			



Table III - Statement Showing shareholding pattern of the Public shareholder as on 31st March, 2016

(1)	Category & Name of the Shareholders (I)	PAN	(II)	Nos. of shareholder s (III)	No. of fully paid up equity shares held (IV)	Partly paid-up equity shares held (V)	Nos. of shares underlying Depository Receipts (VI)	Total nos. shares held (VII)=(IV)+(V)+(VI)	Sharehold ing % calculated as per SCRR, 1957) As a % of (A+B+C2) (VIII)	Number of Voting Rights held in each class of securities (IX)		No of shares Underlying outstanding convertible securities (Including Warrants) (X)	Shareholding as a % assuming full conversion of convertible securities (as a percentage of diluted share capital) (XI)=(VII)+(X) As a % of A+B+C2)	Number of Locked in shares (XII)		Number of shares pledged or otherwise encumbered (XIII)		Number of equity shares held in dematerializ ed form (XIV)
										Class: Equity	Total			No. (a)	As a % of total shares held (b)	No. (a)	As a % of total shares held (b)	
(1)	Institutions																	
(a)	Mutual Funds / UTI	-		0	-	-	-	-	-	-	-	-	-	-	-	-	NA	-
(b)	Venture Capital Funds	-		0	-	-	-	-	-	-	-	-	-	-	-	-	NA	-
(c)	Alternate Investment Funds	-		0	-	-	-	-	-	-	-	-	-	-	-	-	NA	-
(d)	Foreign Venture Capital Investors	-		0	-	-	-	-	-	-	-	-	-	-	-	-	NA	-
(e)	Foreign Portfolio Investors	-		0	-	-	-	-	-	-	-	-	-	-	-	-	NA	-
(f)	Financial Institutions / Banks	-		0	-	-	-	-	-	-	-	-	-	-	-	-	NA	-
(g)	Insurance Companies	-		0	-	-	-	-	-	-	-	-	-	-	-	-	NA	-
(h)	Provident Funds / Pension Funds	-		0	-	-	-	-	-	-	-	-	-	-	-	-	NA	-
(i)	Any Other (specify)	-		0	-	-	-	-	-	-	-	-	-	-	-	-	NA	-
	Sub Total (B)(1)	-		0	-	-	-	-	-	-	-	-	-	-	-	-	NA	-
(2)	Central Government / State Government(s) / President of India	-		0	-	-	-	-	-	-	-	-	-	-	-	-	NA	-
	Sub Total (B)(2)	-		0	-	-	-	-	-	-	-	-	-	-	-	-	NA	-
(3)	Non-Institutions																	
(a)	Individuals-																	
	i. Individual shareholders holding nominal share capital upto Rs.2 lakhs			1293	3,121,020	-	-	3,121,020	32.01				-	-	-	-	NA	-
	ii. Individual shareholders holding nominal share capital in excess of Rs.2 lakhs			33	3,849,320	-	-	3,849,320	39.49				-	-	-	-	NA	-
(b)	NBFCs registered with RBI					-	-	-	-				-	-	-	-	NA	-
(c)	Employee Trusts			0	-	-	-	-	-				-	-	-	-	-	-
(d)	Overseas Depositories (holding DRs) (balancing figure)			0	-	-	-	-	-				-	-	-	-	-	-
(e)	Any Other (specify) -																	
	ij Bodies Corporate			29	2,580,900	-	-	2,580,900	26.47				-	-	-	-	NA	-
1	PRISM FINANCE LTD			1	10000	-	-	10000	0.10				-	-	-	-	NA	-
2	S K FIBERS & INVESTORS PVT. LTD.			1	30000	-	-	30000	0.31				-	-	-	-	-	-
3	D K ISPAT & TIMBER LTD			5	330000	-	-	330000	3.39				-	-	-	-	-	-
4	ROYAL FINVEST PVT LTD			1	60000	-	-	60000	0.62				-	-	-	-	-	-
5	EVERGREEN VENEERS PVT. LTD.			1	20000	-	-	20000	0.21				-	-	-	-	-	-
6	SHREE VAISHNAVI DYEING & PRINTING LTD.			1	400000	-	-	400000	4.10				-	-	-	-	-	-
7	GUJRAT VAISHNAVI FINANCE LTD.			2	207500	-	-	207500	2.13				-	-	-	-	-	-




Table III - Statement Showing shareholding pattern of the Public shareholder as on 31st March, 2016

	Category & Name of the Shareholders (I)	PAN	(II)	Nos. of shareholder s (III)	No. of fully paid up equity shares held (IV)	Partly paid-up equity shares held (V)	Nos. of shares underlying Depository Receipts (VI)	Total nos. shares held (VII)=(IV)+(V)+(VI)	Sharehold ing % calculated as per SCRR, 1957) As a % of (A+B+C2) (VIII)	Number of Voting Rights held in each class of securities (IX)			No of shares Underlying outstanding convertible securities (Including Warrants) (X)	Shareholding as a % assuming full conversion of convertible securities (as a percentage of diluted share capital) (XI)=(VII)+(X) As a % of A+B+C2)	Number of Locked in shares (XII)		Number of shares pledged or otherwise encumbered (XIII)		Number of equity shares held in dematerializ ed form (XIV)
										No of Voting Rights		Total as a % of Total Voting rights			No. (a)	As a % of total shares held (b)	No. (a)	As a % of total shares held (b)	
										Class: Equity	Total								
8	ROYAL ELECTROCASTING PVT. LTD.			4	152500			152500	1.56										
9	D. K. FINVEST PVT. LTD.			5	276900			276900	2.84										
10	ROYAL CREDIT PVT. LTD.			3	344000			344000	3.53										
11	LIFE LINE SAVING & FINANCE PVT. LTD.			3	250000			250000	2.56										
12	KAMPAR CONCAST LTD.			2	500000			500000	5.13										
						-	-	-	-				-	-	-	-	NA		
						-	-	-	-				-	-	-	-	NA		
	II] Clearing Member					-	-	-	-				-	-	-	-	NA		
	III] Non Resident Individual					-	-	-	-				-	-	-	-	NA		
	Sub Total (B)(3)			1355	9,551,240	-	-	9,551,240	97.97				-	-	-	-	NA		
	Total Public Shareholding (B)=(B)(1)+(B)(2)+(B)(3)			1355	9,551,240	-	-	9,551,240	97.97				-	-	-	-	NA		
	Details of the shareholders acting as persons in Concert including their Shareholding (No. and %):																		None
	Details of Shares which remain unclaimed may be given hear along with details such as number of shareholders, outstanding shares held in demat/unclaimed suspense account, voting rights which are frozen etc.:																		None
Note: For the purpose of disclosure under point 3(e)(i), the shareholders holding more than 1% of total number of shares as on 31st March, 2016 based on each folio (including beneficiary position received from depositories) has been considered.																			




Table IV - Statement Showing shareholding pattern of the Non Promoter - Non Public shareholder as on 31st March, 2016

Statement showing Shareholding pattern of the Non Promoter - Non Public Shareholder as on 31st March, 2016																			
	Category & Name of the Shareholders (I)	PAN	(II)	Nos. of shareholders (III)	No. of fully paid up equity shares held (IV)	Partly paid up equity shares held (V)	Nos. of shares underlying Depository Receipts (VI)	Total nos. shares held (VII)=(IV) + (V)+(VI)	Shareholding % calculated as per SCRR, 1957) As a % of (A+B+C2) (VIII)	Number of Voting Rights held in each class of securities (IX)		No of shares Underlying outstanding convertible securities (including Warrants) (X)	Shareholding as a % assuming full conversion of convertible securities (as a percentage of diluted share capital) (XI)=(VII)+(X) As a % of A+B+C2)	Number of Locked in shares (XII)		Number of shares pledged or		Number of equity shares held in dematerialized form (XIV)	
										No of Voting Rights				Total as a % of Total Voting rights	No. (a)	As a % of total shares held (b)	No. (a)		As a % of total shares held (b)
										Class: Equity	Total								
(1)	Custodian / DR Holder			-	-	-	-	-	-	-	-	-	-	-	-	NA	NA	-	
(2)	Employee Benefit Trust (under SEBI (Share based Employee Benefit) Regulations, 2014)			-	-	-	-	-	-	-	-	-	-	-	-	NA	NA	-	
	Total Non Promoter - Non Public Shareholding (C)=(C)(1)+(C)(2)			-	-	-	-	-	-	-	-	-	-	-	-	NA	NA	-	

